

# **aquaplus**

**SDP Series  
Heavy Duty Submersible  
Dewatering Pumps  
240 V – 415 V**



**2 Year  
Warranty!**

## Heavy Duty Submersible Dewatering Pumps 240 V

Aquaplus SDP 240 V pumps are small robust dewatering pumps ideal for professional use in applications such as construction sites and site drainage. SDP pumps are designed for continuous unattended operation. Manual and automatic (with float) versions are available.

### Features

- Single phase 240 V pump
- Small robust pump
- Abrasion resistant pump casing
- Automatic motor protection
- Double mechanical seal in oil bath
- Light weight aluminium frame

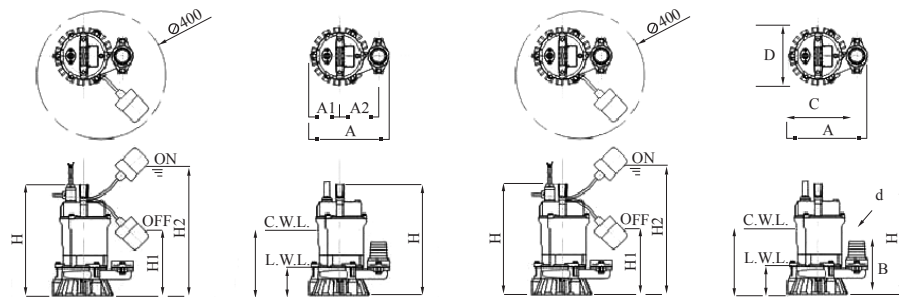
### Specifications

| Model            | Discharge (mm) | Power (kW) | Voltage (V) | Cable (m) | Max flow (L/s) | Shut-off head (m) | Weight (kg) | Max solid (mm) | Rated current A (240 V) |
|------------------|----------------|------------|-------------|-----------|----------------|-------------------|-------------|----------------|-------------------------|
| <b>Manual</b>    |                |            |             |           |                |                   |             |                |                         |
| SDP24S           | 50             | 0.4        | 240         | 10        | 3.3            | 12                | 12          | 7              | 2.6                     |
| SDP275S          | 50/80          | 0.75       | 240         | 10        | 5              | 18                | 19          | 7              | 4.6                     |
| <b>Automatic</b> |                |            |             |           |                |                   |             |                |                         |
| SDP24SA          | 50             | 0.4        | 240         | 10        | 3.3            | 12                | 12          | 7              | 2.6                     |
| SDP275SA         | 50/80          | 0.75       | 240         | 10        | 5              | 18                | 19          | 7              | 4.6                     |

### Applications

- Construction site dewatering
- Storm water drainage
- Cellar or basement drainage
- Decorative water features and fountains

### Dimensions

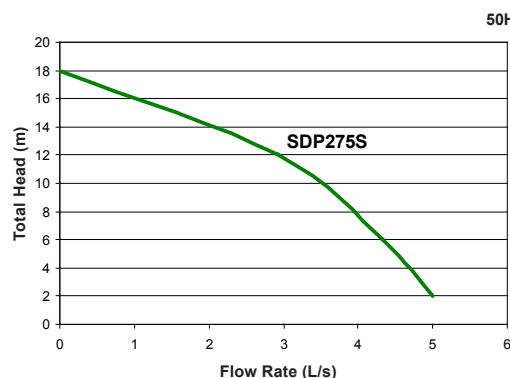
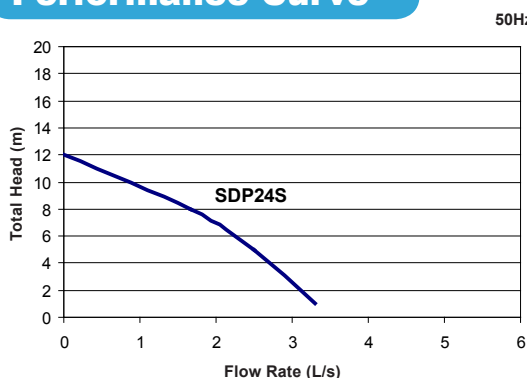


| Dimensions in mm |     |     |     |     |     |     |     |    |
|------------------|-----|-----|-----|-----|-----|-----|-----|----|
| Model            | D   | H   | A   | B   | C   | H1  | H2  | d  |
| <b>Manual</b>    |     |     |     |     |     |     |     |    |
| SDP24S           | 185 | 331 | 241 | 170 | 207 | n/a | n/a | 50 |
| SDP275S          | 184 | 388 | 285 | 217 | 233 | n/a | n/a | 80 |
| <b>Automatic</b> |     |     |     |     |     |     |     |    |
| SDP24SA          | 185 | 331 | 241 | 170 | 207 | 170 | 400 | 50 |
| SDP275SA         | 184 | 388 | 285 | 217 | 233 | 170 | 400 | 80 |

C.W.L = 170mm

L.W.L = 90mm

### Performance Curve



## Heavy Duty Submersible Dewatering Drainage Pumps 415 V

Aquaplus SDP 415 V pumps are used extensively in applications such as construction dewatering and sump drainage. SDP pumps are designed for continuous unattended operation.

### Features

- Cast iron casing, ductile iron suction cover and chrome iron impeller
- Built in oil lifter enhances sealing life and performance
- Dual silicon carbide mechanical seals in an oil bath
- Pump can run in horizontal and vertical configurations
- Pump can run in “snore mode”

### Applications

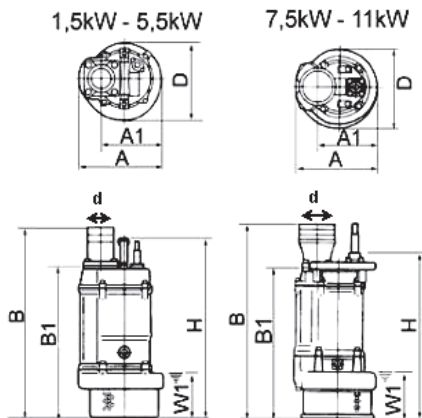
- General construction work
- Civil engineering
- Deep well applications

### Specifications

| Model                | Discharge (mm) | Power (kW) | Voltage (V) | Cable (m) | Max flow (L/s) | Shut-off head (m) | Weight (kg) | Max solid (mm) | Rated current A (415 V) |
|----------------------|----------------|------------|-------------|-----------|----------------|-------------------|-------------|----------------|-------------------------|
| SDP215               | 50             | 1.5        | 415         | 20        | 6.6            | 22                | 30          | 8.5            | 3.3                     |
| SDP315               | 80             | 1.5        | 415         | 20        | 11.2           | 14                | 30          | 8.5            | 3.3                     |
| SDP222               | 50             | 2.2        | 415         | 20        | 8.2            | 26                | 34          | 8.5            | 5.6                     |
| SDP322               | 80             | 2.2        | 415         | 20        | 16             | 18                | 34          | 8.5            | 5.6                     |
| SDP237               | 50             | 3.7        | 415         | 20        | 7.5            | 36.5              | 56          | 8.5            | 7.3                     |
| SDP337               | 80             | 3.7        | 415         | 20        | 16             | 27                | 56          | 8.5            | 7.3                     |
| SDP437               | 100            | 3.7        | 415         | 20        | 24.1           | 18                | 56          | 8.5            | 7.3                     |
| SDP355               | 80             | 5.5        | 415         | 20        | 22             | 33                | 71          | 8.5            | 10.5                    |
| SDP455               | 100            | 5.5        | 415         | 20        | 30.5           | 23                | 71          | 8.5            | 10.5                    |
| SDP475               | 100            | 7.5        | 415         | 20        | 21.4           | 39                | 96          | 8.5            | 13.8                    |
| SDP675               | 150            | 7.5        | 415         | 20        | 36             | 33                | 98          | 20             | 13.8                    |
| SDP411               | 100            | 11         | 415         | 20        | 24.1           | 47                | 132         | 8.5            | 20.5                    |
| SDP611               | 150            | 11         | 415         | 20        | 40             | 32.5              | 135         | 20             | 20.5                    |
| <b>Agitator</b>      |                |            |             |           |                |                   |             |                |                         |
| SDPA340 <sup>^</sup> | 80             | 4          | 415         | 20        | 25             | 15                | 105         | 30             | 9.5                     |
| SDPA460 <sup>^</sup> | 100            | 6          | 415         | 20        | 39             | 17                | 145         | 30             | 13                      |
| SDPA690 <sup>^</sup> | 150            | 9          | 415         | 20        | 53             | 23                | 170         | 30             | 18                      |

<sup>^</sup>Agitator versions (SDPA) available for light slurry applications such as pumping concrete, bentonite and pulp.

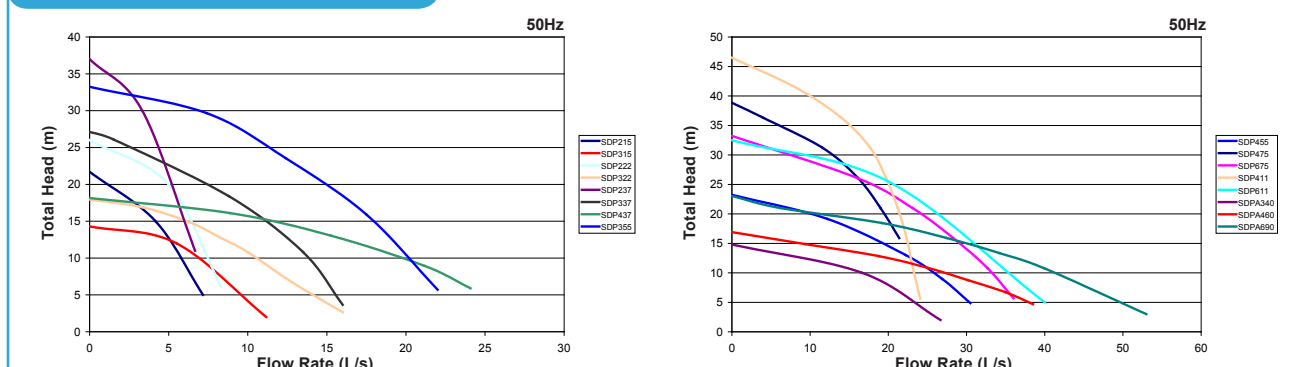
### Dimensions



| Dimensions in mm     |     |     |     |     |     |     |     |     |  |
|----------------------|-----|-----|-----|-----|-----|-----|-----|-----|--|
| Model                | D   | H   | A   | A1  | B   | B1  | W1  | d   |  |
| SDP215               | 218 | 478 | 235 | 173 | 509 | 401 | 120 | 50  |  |
| SDP315               | 218 | 478 | 235 | 173 | 509 | 401 | 120 | 80  |  |
| SDP222               | 218 | 511 | 237 | 173 | 537 | 432 | 123 | 50  |  |
| SDP322               | 218 | 511 | 237 | 173 | 537 | 432 | 123 | 80  |  |
| SDP237               | 252 | 637 | 283 | 208 | 627 | 504 | 150 | 50  |  |
| SDP337               | 258 | 630 | 287 | 208 | 627 | 507 | 150 | 80  |  |
| SDP437               | 258 | 630 | 287 | 208 | 642 | 507 | 150 | 100 |  |
| SDP355               | 257 | 610 | 295 | 235 | 673 | 554 | 150 | 80  |  |
| SDP455               | 257 | 610 | 295 | 235 | 693 | 554 | 150 | 100 |  |
| SDP475               | 310 | 687 | 332 | 240 | 764 | 626 | 190 | 100 |  |
| SDP675               | 310 | 687 | 332 | 240 | 790 | 626 | 190 | 150 |  |
| SDP411               | 330 | 705 | 363 | 260 | 816 | 650 | 185 | 100 |  |
| SDP611               | 330 | 705 | 363 | 260 | 826 | 650 | 185 | 150 |  |
| SDPA340 <sup>^</sup> | 326 | 766 | 350 | 260 | 786 | 666 | 250 | 80  |  |
| SDPA460 <sup>^</sup> | 373 | 720 | 415 | 305 | 823 | 662 | 263 | 100 |  |
| SDPA690 <sup>^</sup> | 400 | 768 | 434 | 324 | 872 | 712 | 262 | 150 |  |

<sup>^</sup>Agitator versions (SDPA) available for light slurry applications such as pumping concrete, bentonite and pulp.

### Performance Curve



All content is subject to change without notice.



**AVAILABLE FROM**

For information on these products or for any specialised requirements  
please contact your local Aquaplus distributor or visit our  
website at [www.aquapluspumps.com.au](http://www.aquapluspumps.com.au)